



SEATTLE METRO

Q2 2017 review

a quarterly report on single family
residential real estate activity


Windermere
REAL ESTATE

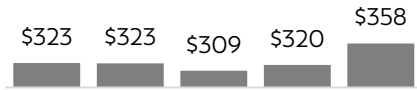
Q2 2017 SEATTLE *quarter in review*

WEST SEATTLE

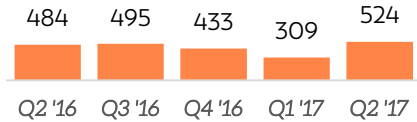
Average Sale Price (Thousands)



Per Square Foot



of Sales

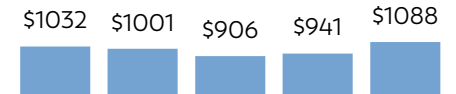


Seattle Q2
Median Sale
Price:
\$720,000

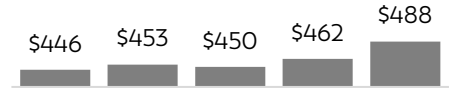


MADISON PARK-CAPITOL HILL

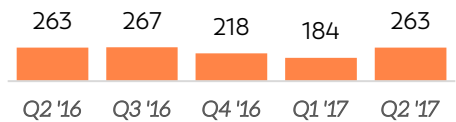
Average Sale Price (Thousands)



Per Square Foot



of Sales



MOUNT BAKER-BEACON HILL

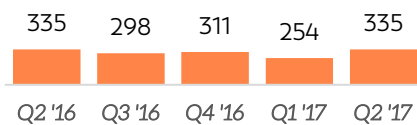
Average Sale Price (Thousands)



Per Square Foot



of Sales



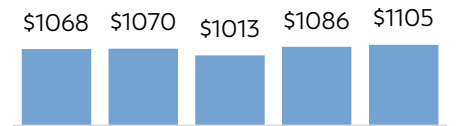
What It Costs To Live Here

West Seattle	\$2,289
Mt Baker-Beacon Hill	\$2,308
Madison Pk-Capitol Hill	\$3,403
Queen Anne-Magnolia	\$3,643
Ballard-Greenlake	\$2,935
North Seattle	\$3,052
Richmond Bch-Shoreline	\$2,243
Lake Forest-Kenmore	\$2,235

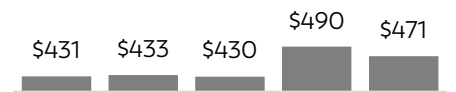
Average monthly mortgage payment based on the median sale price and current 30-year fixed-rate mortgage interest rate with 20% down, not including taxes and insurance.

QUEEN ANNE-MAGNOLIA

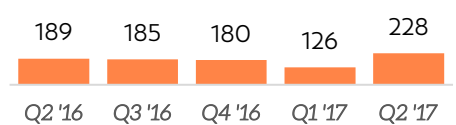
Average Sale Price (Thousands)



Per Square Foot

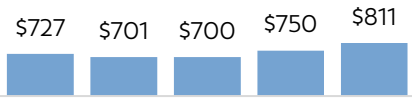


of Sales

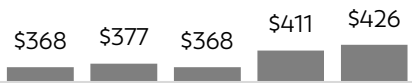


BALLARD-
GREENLAKE

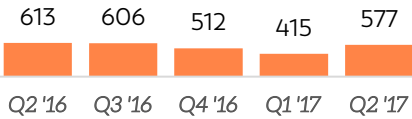
Average Sale Price (Thousands)



Per Square Foot



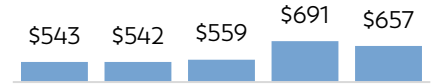
of Sales



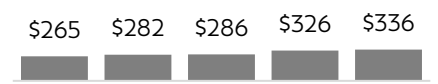
Driven by a continued strong seller's market, Seattle's Median Sale Price was up 13.8% over Q2

RICHMOND BEACH-
SHORELINE

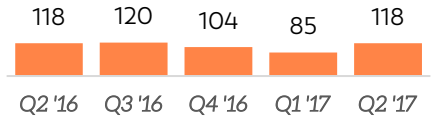
Average Sale Price (Thousands)



Per Square Foot

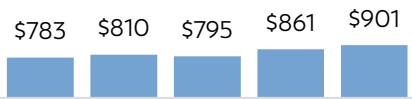


of Sales



NORTH SEATTLE

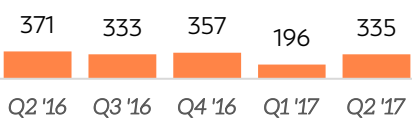
Average Sale Price (Thousands)



Per Square Foot

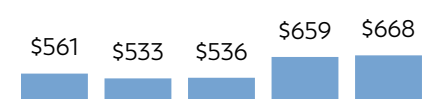


of Sales



LAKE FOREST PARK-
KENMORE

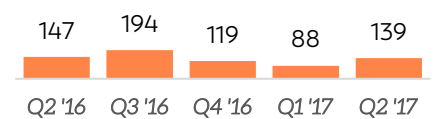
Average Sale Price (Thousands)



Per Square Foot



of Sales



WAIT THERE'S MORE! HOMES & STATS ONLINE



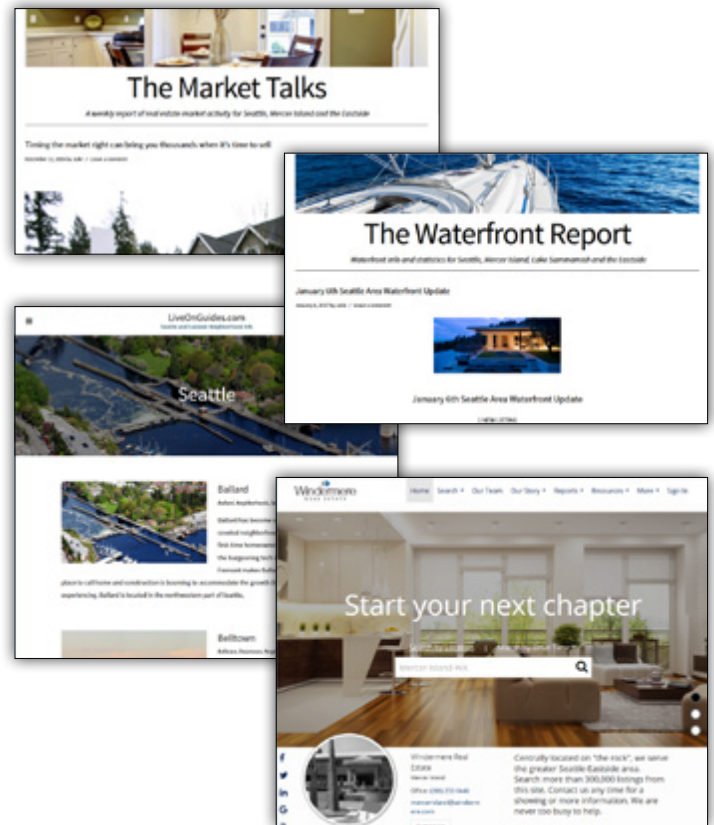
While having a historical perspective like this review is valuable, you may be looking for real-time information on today's real estate market. If so, your search is over!

We publish weekly reports to **TheMarketTalks.com**, providing a summary analysis of what's happening in 16 different micro-markets, including Seattle neighborhoods.

Interested in what's happening with waterfront properties? We are too! That's why we analyze waterfront sales each month and post results at **TheWaterfrontReport.com**.


Easily compare neighborhoods on **LiveOnGuides.com** with local info including maps, links and school data.

You can search for every property listed for sale—by any real estate company—on **WindermereMercerIsland.com**.



Data prepared and analyzed by Windermere Real Estate/Mercer Island from NWMLS provided data. For questions or comments, email Julie Barrows at julie@windermere.com. ©2011-2017 Windermere Real Estate/Mercer Island

erin ewing
managing broker



building relationships
& guiding transitions

206.354.8228 erinewing@windermere.com erinewing.com

