



# MERCER ISLAND

## Q1 2018 review

a quarterly report on single family  
residential real estate activity



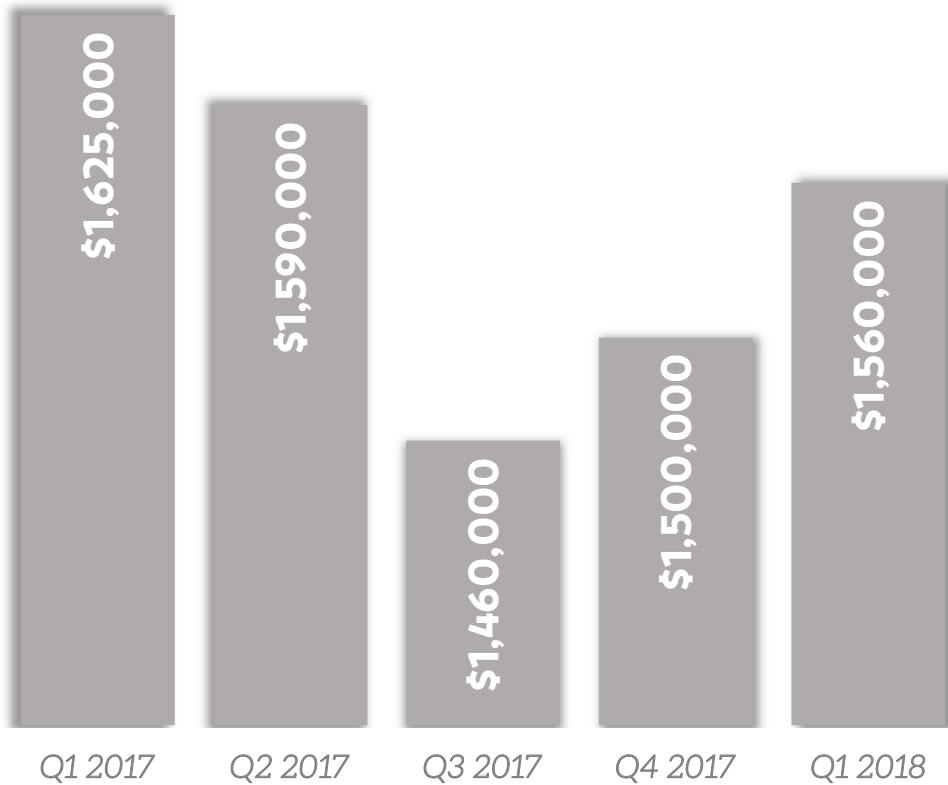
# Q1 MERCER ISLAND *quarter in review*



*highest sale*  
**\$8,500,000**

*lowest sale*  
**\$720,000**

*mercier island median price*



*one year trend*



**-4.0%**

*price per square foot*

**\$582**

*number of homes sold*

**58**

# NEIGHBORHOOD OVERVIEW



	Q1 2017	Q2 2017	Q3 2017	Q4 2017	Q1 2018
<b>NORTHEND</b>					
# sold	8	17	11	10	6
median price	\$1,687,500	\$2,198,000	\$2,125,000	\$2,277,500	\$2,404,000
<b>FIRST HILL</b>					
# sold	5	11	11	5	2
median price	\$1,295,000	\$1,778,000	\$1,410,000	\$1,100,000	\$1,445,000
<b>EAST SEATTLE</b>					
# sold	0	3	1	1	1
median price	N/A	\$1,542,000	\$1,093,400	\$975,000	\$720,000
<b>WESTSIDE</b>					
# sold	9	8	12	11	10
median price	\$2,340,000	\$1,635,000	\$2,330,000	\$2,215,000	\$1,665,000
<b>MERCERDALE-LUCAS HILL</b>					
# sold	5	5	3	6	6
median price	\$1,095,000	\$1,410,000	\$1,315,500	\$1,178,000	\$1,345,000
<b>MERCERWOOD</b>					
# sold	1	7	6	4	4
median price	\$1,055,000	\$1,438,000	\$1,105,000	\$1,198,500	\$1,259,000
<b>MID-ISLAND</b>					
# sold	5	17	23	11	9
median price	\$1,235,000	\$1,411,000	\$1,325,000	\$1,400,000	\$1,510,000
<b>EASTSIDE</b>					
# sold	5	14	9	16	6
median price	\$2,116,000	\$1,427,500	\$1,629,600	\$1,700,000	\$2,020,000
<b>MERCER ISLAND ESTATES</b>					
# sold	2	3	0	0	1
median price	\$1,212,500	\$1,450,000	N/A	N/A	\$1,288,000
<b>THE LAKES</b>					
# sold	0	4	1	1	1
median price	N/A	\$1,790,000	\$2,120,000	\$2,250,000	\$2,010,000
<b>SOUTHEND</b>					
# sold	11	21	12	14	12
median price	\$2,120,625	\$1,845,000	\$1,416,500	\$1,455,250	\$1,620,000

# WAIT THERE'S MORE! HOMES & STATS ONLINE



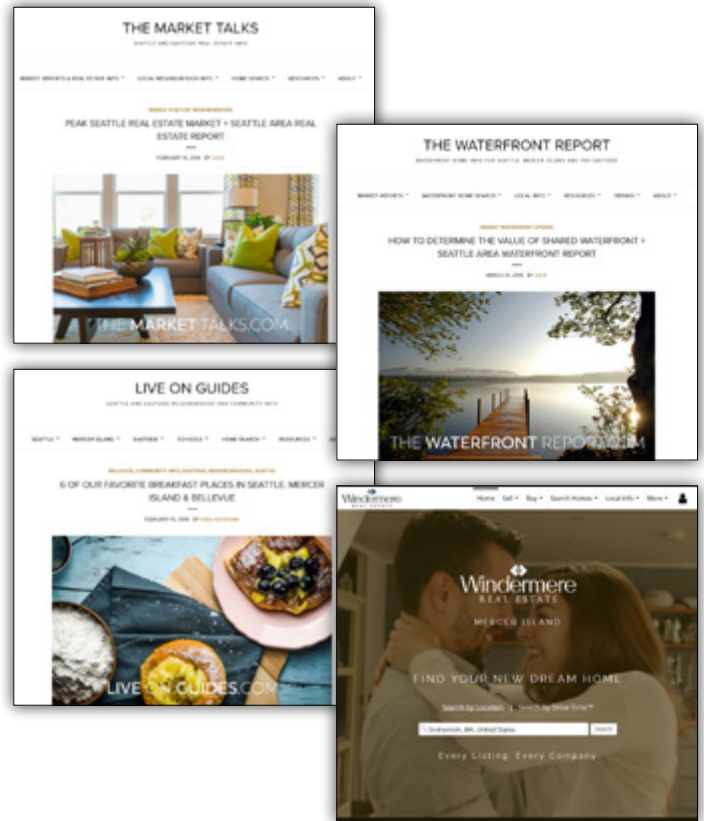
While having a historical perspective like this review is valuable, you may be looking for real-time information on today's real estate market. If so, your search is over!

We publish weekly reports to **TheMarketTalks.com**, providing a summary analysis of what's happening in 16 different micro-markets, including Mercer Island.

Interested in what's happening with waterfront properties? We are too! That's why we analyze waterfront sales each month and post results at **TheWaterfrontReport.com**.


Easily compare neighborhoods on **LiveOnGuides.com** with local info including maps, links and school data.

You can search for every property listed for sale—by any real estate company—on **WindermereMercerIsland.com**.



How have these latest market trends affected **your** home's value?  
Stay in the know—contact me any time for a complimentary home value analysis.

erin ewing  
managing broker



building relationships  
& guiding transitions



206.354.8228 erinewing@windermere.com erinewing.com