

# MERCER ISLAND

*market review*



a quarterly report on single family  
residential real estate activity



# Q2 MERCER ISLAND *quarter in review*



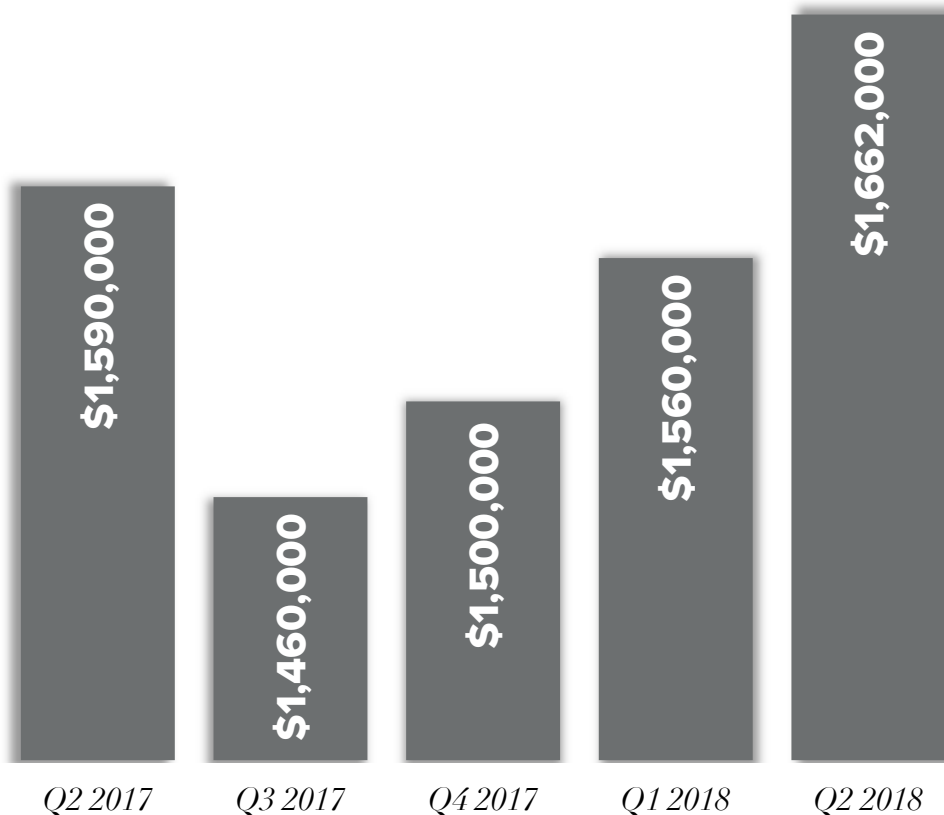
*highest  
sale*

**\$8,150,000**

*lowest  
sale*

**\$879,000**

*mercER island median price*



*one year  
trend*

↑  
**4.5%**

*price per  
square foot*

**\$598**

*number of  
homes sold*

**95**

# NEIGHBORHOOD OVERVIEW



	Q2 2017	Q3 2017	Q4 2017	Q1 2018	Q2 2018
<b>NORTHEND</b>					
# sold	17	11	10	6	21
median price	\$2,198,000	\$2,125,000	\$2,277,500	\$2,404,000	\$1,405,000
<b>FIRST HILL</b>					
# sold	11	11	5	2	4
median price	\$1,778,000	\$1,410,000	\$1,100,000	\$1,445,000	\$1,223,000
<b>EAST SEATTLE</b>					
# sold	3	1	1	1	1
median price	\$1,542,000	\$1,093,400	\$975,000	\$720,000	\$3,070,000
<b>WESTSIDE</b>					
# sold	8	12	11	10	13
median price	\$1,635,000	\$2,330,000	\$2,215,000	\$1,665,000	\$2,595,000
<b>MERCERDALE-LUCAS HILL</b>					
# sold	5	3	6	6	5
median price	\$1,410,000	\$1,315,500	\$1,178,000	\$1,345,000	\$1,551,000
<b>MERCERWOOD</b>					
# sold	7	6	4	4	3
median price	\$1,438,000	\$1,105,000	\$1,198,500	\$1,259,000	\$1,234,000
<b>MID-ISLAND</b>					
# sold	17	23	11	9	19
median price	\$1,411,000	\$1,325,000	\$1,400,000	\$1,510,000	\$1,870,000
<b>EASTSIDE</b>					
# sold	14	9	16	6	10
median price	\$1,427,500	\$1,629,600	\$1,700,000	\$2,020,000	\$1,574,000
<b>MERCER ISLAND ESTATES</b>					
# sold	3	0	0	1	2
median price	\$1,450,000	N/A	N/A	\$1,288,000	\$1,638,500
<b>THE LAKES</b>					
# sold	4	1	1	1	1
median price	\$1,790,000	\$2,120,000	\$2,250,000	\$2,010,000	\$2,150,000
<b>SOUTHEND</b>					
# sold	21	12	14	12	16
median price	\$1,845,000	\$1,416,500	\$1,455,250	\$1,620,000	\$1,697,500

Wait there's more!  
HOMES & STATS ONLINE



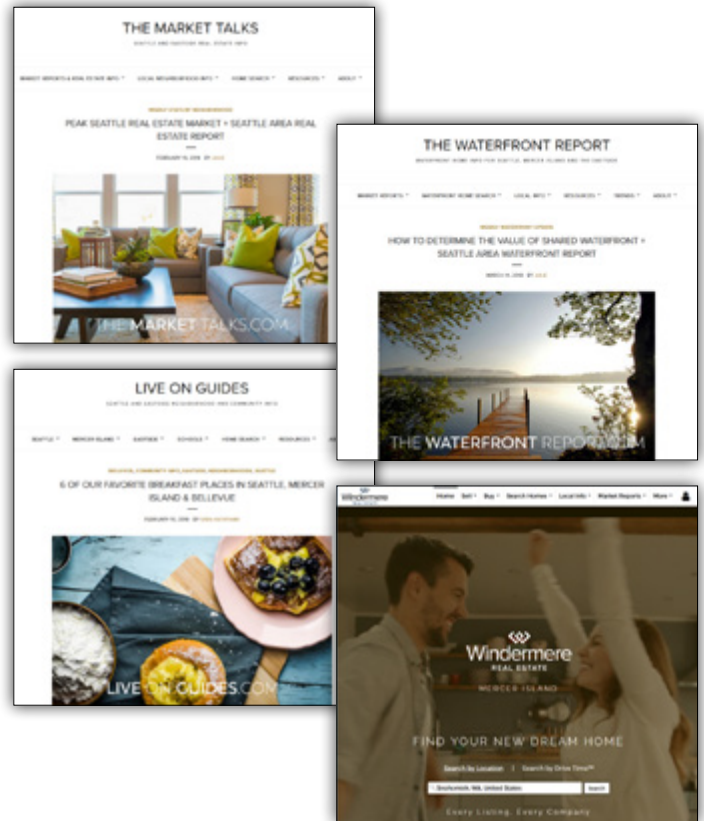
While having a historical perspective like this review is valuable, you may be looking for real-time information on today's real estate market. If so, your search is over!

We publish weekly reports to **TheMarketTalks.com**, providing a summary analysis of what's happening in 16 different micro-markets, including Mercer Island.

Interested in what's happening with waterfront properties? We are too! That's why we analyze waterfront sales each month and post results at **TheWaterfrontReport.com**.


Easily compare neighborhoods on **LiveOnGuides.com** with local info including maps, links and school data.

You can search for every property listed for sale—by any real estate company—on **WindermereMercerIsland.com**.



How have these latest market trends affected **your** home's value?  
Stay in the know—contact me any time for a complimentary home value analysis.

erin ewing  
managing broker



building relationships  
& guiding transitions

206.354.8228 erinewing@windermere.com erinewing.com

